



**Shareholding Pattern under Regulation 31 of SEBI (Listing Obligations and Disclosure Requirements) Regulations, 2015**

1	Name of Listed Entity: INDIA GLYCOLS LIMITED			
2	Scrip Code/Name of Scrip/Class of Security: BSE-500201 NSE-INDIAGLYCO			
3	Share Holding Pattern Filed under: Reg. 31(1)(a)/Reg. 31(1)(b)/Reg.31(1)(c): <b>31(1)(b)</b>			
	a.	If under 31(1)(b) then indicate the report for Quarter ending: <b>31/03/2024</b>		
	b.	If under 31(1)(c) then indicate date of allotment/extinguishment		
4	Declaration: The Listed entity is required to submit the following declaration to the extent of submission of information:-			
		<b>Particulars</b>	<b>Yes*</b>	<b>No*</b>
	1	Whether the Listed Entity has issued any partly paid up shares?		No
	2	Whether the Listed Entity has issued any Convertible Securities or Warrants?		No
	3	Whether the Listed Entity has any shares against which depository receipts are issued?		No
	4	Whether the Listed Entity has any shares in locked-in?		No
	5	Whether any shares held by promoters are pledge or otherwise encumbered?		No
	6	Whether Company has equity shares with differential voting right?		No
	7	Whether the Listed Entity has any significant beneficial owner?	Yes	
	8	Whether the Listed Entity is Public Sector Undertaking (PSU)?		No
<p>* If the Listed Entity selects the option 'No' for the questions above, the columns for the partly paid up shares, Outstanding Convertible Securities/Warrants, depository receipts, locked-in shares, No of shares pledged or otherwise encumbered by promoters, as applicable, shall not be displayed at the time of dissemination on the Stock Exchange website. Also wherever there is 'No' declared by Listed Entity in above table the values will be considered as 'Zero' by default on submission of the format of holding of specified securities.</p>				
5	The tabular format for disclosure of holding of specified securities is as follows:			



**INDIA GLYCOLS LIMITED**
**Table I - Summary Statement holding of specified securities**

Category	Category of shareholder	Number of shareholders	No. of fully paid up equity shares held	No. of Partly paid-up equity shares held	No. of shares underlying Depository Receipts	Total nos. shares held	Shareholding as a % of total no. of shares (calculated as per SCRR, 1957)	Number of Voting Rights held in each class of securities				No. of Shares Underlying Outstanding convertible securities (including Warrants)	Shareholding, as a % assuming full conversion of convertible securities (as a percentage of diluted share capital)	Number of Locked in shares		Number of Shares pledged or otherwise encumbered		Number of equity shares held in dematerialised form
								No of Voting Rights			Total as a % of (A+B+C)			No. (a)	As a % of total Shares held (b)	No. (a)	As a % of total Shares held (b)	
								Class eg: X	Class eg: y	Total								
(I)	(II)	(III)	(IV)	(V)	(VI)	(VII) = (IV+V+VI)	(VIII) As a % of (A+B+C2)	(IX)				(X)	(XI) = (VII+X) As a % of (A+B+C2)	(XII)	(XIII)		(XIV)	
(A)	Promoter & Promoter Group	14	18891032	0	0	18891032	61.01	18891032	0	18891032	61.01	0	61.01	0	0.00	0	0.00	18891032
(B)	Public	59565	12070468	0	0	12070468	38.99	12070468	0	12070468	38.99	0	38.99	0	0.00	0	0.00	11612306
(C)	Non Promoter - Non Public	0	0	0	0	0	0.00	0	0	0	0.00	0	0.00	0	0.00	0	0.00	0
(C1)	Shares Underlying DRs	0	0	0	0	0	0.00	0	0	0	0.00	0	0.00	0	0.00	0	0.00	0
(C2)	Shares Held By Employee Trust	0	0	0	0	0	0.00	0	0	0	0.00	0	0.00	0	0.00	0	0.00	0
	<b>Total</b>	<b>59579</b>	<b>30961500</b>	<b>0</b>	<b>0</b>	<b>30961500</b>	<b>100.00</b>	<b>30961500</b>	<b>0</b>	<b>30961500</b>	<b>100.00</b>	<b>0</b>	<b>100.00</b>	<b>0</b>	<b>0.00</b>	<b>0</b>	<b>0.00</b>	<b>30503338</b>



**INDIA GLYCOLS LIMITED**

**Table II - Statement showing shareholding pattern of the Promoter and Promoter Group**

	Category & Name of the shareholders	Entity type i.e. promoter OR promoter group entity (except promoter)	PAN	No. of shareholders	No. of fully paid up equity shares held	No. of Partly paid-up equity shares held	No. of shares underlying Depository Receipts	Total No. of shares held	Share holding % calculated as per SCRR, 1957	Number of Voting Rights held in each class of securities			No. of Shares Underlying Outstanding convertible securities (as a percent age of diluted share capital)	Share holding, as a % assuming full conversion of convertible securities (as a percent age of diluted share capital)	Number of Locked in shares		Number of Shares pledged or otherwise encumbered		Number of equity shares held in dematerialised form	
										No of Voting Rights					Total as a % of Total Voting Rights	No. (a)	As a % of total Shares held (b)	No. (a)		As a % of total Shares held (b)
										Class X	Class Y	Total								
(i)	(ii)	(iii)	(iv)	(v)	(vi)	(vii)	(viii) = (v+vi+ vii)	As a % of (A+B+C2) (ix)	(x)			(xi)	(xii) = (viii+xi) As a % of (A+B+C2)	(xiii)	(xiv)		(xv)			
<b>1</b>	<b>Indian</b>																			
<b>(a)</b>	<b>Individuals / Hindu Undivided Family</b>			5	2875866	0	0	2875866	9.29	2875866	0	2875866	9.29	0	9.29	0	0.00	0	0.00	2875866
	EXECUTORS TO THE ESTATE OF LATE SAJANI DEVI BHARTIA	Promoter Group	AAAAE4804B	1	2100249	0	0	2100249	6.78	2100249	0	2100249	6.78	0	6.78	0	0.00	0	0.00	2100249
	UMA SHANKAR BHARTIA	Promoter Group	AFFPB2315E	1	448722	0	0	448722	1.45	448722	0	448722	1.45	0	1.45	0	0.00	0	0.00	448722
	JAYSHREE BHARTIA	Promoter Group	AEAPB1217Q	1	229003	0	0	229003	0.74	229003	0	229003	0.74	0	0.74	0	0.00	0	0.00	229003
	POOJA JHAVER	Promoter Group	AEIPB6735P	1	97592	0	0	97592	0.32	97592	0	97592	0.32	0	0.32	0	0.00	0	0.00	97592
	PRAGYA BHARTIA BARWALE	Promoter Group	AHWPB8885D	1	300	0	0	300	0.00	300	0	300	0.00	0	0.00	0	0.00	0	0.00	300
<b>(b)</b>	<b>Central Government / State Government(s)</b>			0	0	0	0	0	0.00	0	0	0	0.00	0	0.00	0	0.00	0	0.00	0
<b>(c)</b>	<b>Financial Institutions / Banks</b>			0	0	0	0	0	0.00	0	0	0	0.00	0	0.00	0	0.00	0	0.00	0
<b>(d)</b>	<b>Any Other (Specify)</b>			9	16015166	0	0	16015166	51.73	16015166	0	16015166	51.73	0	51.73	0	0.00	0	0.00	16015166
	<b>Bodies Corporate</b>			9	16015166	0	0	16015166	51.73	16015166	0	16015166	51.73	0	51.73	0	0.00	0	0.00	16015166
	KASHIPUR HOLDINGS LTD.	Promoter	AACKK4142N	1	11808472	0	0	11808472	38.14	11808472	0	11808472	38.14	0	38.14	0	0.00	0	0.00	11808472
	FACIT COMMOSALES PVT. LTD.	Promoter Group	AAACF3645F	1	1057853	0	0	1057853	3.42	1057853	0	1057853	3.42	0	3.42	0	0.00	0	0.00	1057853
	JB COMMERCIAL COMPANY PVT. LTD.	Promoter Group	AAACJ6771E	1	977915	0	0	977915	3.16	977915	0	977915	3.16	0	3.16	0	0.00	0	0.00	977915
	J BOSECK & CO. PVT. LTD.	Promoter Group	AAACJ7344K	1	864401	0	0	864401	2.79	864401	0	864401	2.79	0	2.79	0	0.00	0	0.00	864401
	AJAY COMMERCIAL CO. PVT. LTD.	Promoter Group	AAACA6344C	1	611255	0	0	611255	1.97	611255	0	611255	1.97	0	1.97	0	0.00	0	0.00	611255
	SUKHVARSHA DISTRIBUTORS PVT. LTD.	Promoter Group	AADCS5983L	1	361875	0	0	361875	1.17	361875	0	361875	1.17	0	1.17	0	0.00	0	0.00	361875
	SUPREET VYAPAAAR PVT. LTD.	Promoter Group	AAGCS6401A	1	267895	0	0	267895	0.87	267895	0	267895	0.87	0	0.87	0	0.00	0	0.00	267895
	HINDUSTAN WIRES LIMITED	Promoter Group	AAACH7565G	1	65000	0	0	65000	0.21	65000	0	65000	0.21	0	0.21	0	0.00	0	0.00	65000
	LUND & BLOCKLEY PVT. LTD.	Promoter Group	AAACL0585A	1	500	0	0	500	0.00	500	0	500	0.00	0	0.00	0	0.00	0	0.00	500
	<b>Sub Total (A)(1)</b>			<b>14</b>	<b>18891032</b>	<b>0</b>	<b>0</b>	<b>18891032</b>	<b>61.01</b>	<b>18891032</b>	<b>0</b>	<b>18891032</b>	<b>61.01</b>	<b>0</b>	<b>61.01</b>	<b>0</b>	<b>0.00</b>	<b>0</b>	<b>0.00</b>	<b>18891032</b>
<b>2</b>	<b>Foreign</b>																			
<b>(a)</b>	<b>Individuals (Non-Resident Individuals / Foreign Individuals)</b>			0	0	0	0	0	0.00	0	0	0	0.00	0	0.00	0	0.00	0	0.00	0
<b>(b)</b>	<b>Government</b>			0	0	0	0	0	0.00	0	0	0	0.00	0	0.00	0	0.00	0	0.00	0
<b>(c)</b>	<b>Institutions</b>			0	0	0	0	0	0.00	0	0	0	0.00	0	0.00	0	0.00	0	0.00	0
<b>(d)</b>	<b>Foreign Portfolio Investor</b>			0	0	0	0	0	0.00	0	0	0	0.00	0	0.00	0	0.00	0	0.00	0
<b>(e)</b>	<b>Any Other (Specify)</b>			0	0	0	0	0	0.00	0	0	0	0.00	0	0.00	0	0.00	0	0.00	0
	<b>Sub Total (A)(2)</b>			<b>0</b>	<b>0</b>	<b>0</b>	<b>0</b>	<b>0</b>	<b>0.00</b>	<b>0</b>	<b>0</b>	<b>0</b>	<b>0.00</b>	<b>0</b>	<b>0.00</b>	<b>0</b>	<b>0.00</b>	<b>0</b>	<b>0.00</b>	<b>0</b>
	<b>Total Shareholding of Promoter and Promoter Group (A)= (A)(1)+(A)(2)</b>			<b>14</b>	<b>18891032</b>	<b>0</b>	<b>0</b>	<b>18891032</b>	<b>61.01</b>	<b>18891032</b>	<b>0</b>	<b>18891032</b>	<b>61.01</b>	<b>0</b>	<b>61.01</b>	<b>0</b>	<b>0.00</b>	<b>0</b>	<b>0.00</b>	<b>18891032</b>


Details of Shares which remain unclaimed may be given here along with details such as number of shareholders, outstanding shares held in demat/unclaimed suspense account, voting rights which are frozen etc.

Note:

(1) PAN would not be displayed on website of Stock Exchange(s)

(2) All the Shareholders are Indian National


(3) Pursuant to the provisions of regulation 31(4) M/s Kashipur Holding Limited is the promoter of the Company whereas all other Individuals/Body corporates are falling under the Category of Promoter Group.



Details of Shares which remain unclaimed may be given here along with details such as number of shareholders, outstanding shares held in demat/unclaimed suspense account, voting rights which are frozen etc.

(Kindly start filing data from Row No - 3)


No. of shareholders	No of Shares held



**INDIA GLYCOLS LIMITED**

Table III - Statement showing shareholding pattern of the Public shareholder

Category & Name of shareholders	PAN	No. of share holders	No. of fully paid-up equity shares held	No. of Partly paid-up equity shares held	No. of shares underlying Depository Receipts	Total No. of shares held	Share holding % calculated as per SCRR, 1957)	Number of Voting Rights held in each class of securities			No. of Shares Underlying Outstanding convertible securities (including Warrants)	Total Share holding, as a % assuming full conversion of convertible securities (as a percent age of diluted share	Number of Locked in shares	Number of Shares pledged or otherwise encumbered		Number of equity shares held in dematerialised form	Sub-categorization of shares			
								No of Voting Rights						Total as a % of Total Voting Rights	No. (Not applicable) (a)		As a % of total Shares held (Not applicable) (b)	Shareholding (No. of shares) under		
								Class eg: X	Class eg: Y	Total								Sub-category (i)	Sub-category (ii)	Sub-category (iii)
(I)	(II)	(III)	(IV)	(V)	(VI)	(VII) = (IV+V+ VI)	As a % of (A+B+C2) (VIII)	(IX)			(X)	(XI)	(XII)	(XIII)	(XIV)	(XV)				
<b>1 Institutions (Domestic)</b>																				
(a) Mutual Fund		5	20897	0	0	20897	0.07	20897	0	20897	0.07	0	0.07	0	0.00	NA	17697	0	0	0
(b) Venture Capital Funds		0	0	0	0	0	0.00	0	0	0	0.00	0	0.00	0	0.00	NA	0	0	0	0
(c) Alternate Investment Funds		1	2550	0	0	2550	0.01	2550	0	2550	0.01	0	0.01	0	0.00	NA	2550	0	0	0
(d) Banks		4	410	0	0	410	0.00	410	0	410	0.00	0	0.00	0	0.00	NA	110	0	0	0
(e) Insurance Companies		0	0	0	0	0	0.00	0	0	0	0.00	0	0.00	0	0.00	NA	0	0	0	0
(f) Provident/Pension Funds		0	0	0	0	0	0.00	0	0	0	0.00	0	0.00	0	0.00	NA	0	0	0	0
(g) Asset Reconstruction Companies		0	0	0	0	0	0.00	0	0	0	0.00	0	0.00	0	0.00	NA	0	0	0	0
(h) Sovereign Wealth Funds		0	0	0	0	0	0.00	0	0	0	0.00	0	0.00	0	0.00	NA	0	0	0	0
(i) NBFCs registered with RBI		2	2340	0	0	2340	0.01	2340	0	2340	0.01	0	0.01	0	0.00	NA	2340	0	0	0
(j) Other Financial Institutions		0	0	0	0	0	0.00	0	0	0	0.00	0	0.00	0	0.00	NA	0	0	0	0
(h) Any Other (Specify)		0	0	0	0	0	0.00	0	0	0	0.00	0	0.00	0	0.00	NA	0	0	0	0
Sub Total (B)(1)		12	26197	0	0	26197	0.08	26197	0	26197	0.08	0	0.08	0	0.00	NA	22697	0	0	0
<b>2 Institutions (Foreign)</b>																				
(a) Foreign Direct Investment		0	0	0	0	0	0.00	0	0	0	0.00	0	0.00	0	0.00	NA	0	0	0	0
(b) Foreign Venture Capital Investors		0	0	0	0	0	0.00	0	0	0	0.00	0	0.00	0	0.00	NA	0	0	0	0
(c) Sovereign Wealth Funds		0	0	0	0	0	0.00	0	0	0	0.00	0	0.00	0	0.00	NA	0	0	0	0
(d) Foreign Portfolio Investors Category I		50	553257	0	0	553257	1.79	553257	0	553257	1.79	0	1.79	0	0.00	NA	551057	0	0	0
(e) Foreign Portfolio Investors Category II		3	3736	0	0	3736	0.01	3736	0	3736	0.01	0	0.01	0	0.00	NA	3736	0	0	0
(f) Overseas Depositories (holding DRs) (balancing figure)		0	0	0	0	0	0.00	0	0	0	0.00	0	0.00	0	0.00	NA	0	0	0	0
(g) Any Other (Specify)		0	0	0	0	0	0.00	0	0	0	0.00	0	0.00	0	0.00	NA	0	0	0	0
Sub Total (B)(2)		53	556993	0	0	556993	1.80	556993	0	556993	1.80	0	1.80	0	0.00	NA	554793	0	0	0
<b>3 Central Government/ State Government(s)/ President of India</b>																				
(a) Central Government / President of India		0	0	0	0	0	0.00	0	0	0	0.00	0	0.00	0	0.00	NA	0	0	0	0
(b) State Government/ Governor		1	100	0	0	100	0.00	100	0	100	0.00	0	0.00	0	0.00	NA	100	0	0	0
(c) Shareholding by Companies or Bodies Corporate where Central/ State Government is a promoter		0	0	0	0	0	0.00	0	0	0	0.00	0	0.00	0	0.00	NA	0	0	0	0
Sub Total (B)(3)		1	100	0	0	100	0.00	100	0	100	0.00	0	0.00	0	0.00	NA	100	0	0	0



4	Non-institutions																			
(a)	Associate companies/ Subsidiaries	0	0	0	0	0	0.00	0	0	0	0.00	0	0.00	0	0.00	NA	0	0	0	0
(b)	Directors and their relatives (excluding independent directors and nominee directors)	1	10	0	0	10	0.00	10	0	10	0.00	0	0.00	0	0.00	NA	10	0	0	0
(c)	Key Managerial Personnel	0	0	0	0	0	0.00	0	0	0	0.00	0	0.00	0	0.00	NA	0	0	0	0
(d)	Relatives of promoters (other than 'immediate relatives' of promoters disclosed under 'Promoter and Promoter Group' category)	0	0	0	0	0	0.00	0	0	0	0.00	0	0.00	0	0.00	NA	0	0	0	0
(e)	Trust where any person belonging to 'Promoters and Promoter Group' category is 'trustee', 'beneficiary', or author of the trust'	0	0	0	0	0	0.00	0	0	0	0.00	0	0.00	0	0.00	NA	0	0	0	0
(f)	Investor Education and Protection Fund (IEPF)	1	367476	0	0	367476	1.19	367476	0	367476	1.19	0	1.19	0	0.00	NA	367476	0	0	0
(g)	Resident Individuals holding nominal share capital up to Rs. 2 lakhs.	56786	7120736	0	0	7120736	23.00	7120736	0	7120736	23.00	0	23.00	0	0.00	NA	6758774	0	0	0
(h)	Resident Individuals holding nominal share capital in excess of Rs. 2 lakhs.	20	1485365	0	0	1485365	4.80	1485365	0	1485365	4.80	0	4.80	0	0.00	NA	1485365	0	0	0
	PUNEET BHATIA	AAAPB1298H	594858	0	0	594858	1.92	594858	0	594858	1.92	0	1.92	0	0.00	NA	594858	0	0	0
(i)	Non Resident Indians	1010	357281	0	0	357281	1.15	357281	0	357281	1.15	0	1.15	0	0.00	NA	282081	0	0	0
(j)	Foreign National	0	0	0	0	0	0.00	0	0	0	0.00	0	0.00	0	0.00	NA	0	0	0	0
(k)	Foreign Companies	0	0	0	0	0	0.00	0	0	0	0.00	0	0.00	0	0.00	NA	0	0	0	0
(l)	Bodies Corporate	389	1669525	0	0	1669525	5.39	1669525	0	1669525	5.39	0	5.39	0	0.00	NA	1655325	0	0	0
	ORIGIN ENGINEERS PRIVATE LIMITED	AAACO4632M	388451	0	0	388451	1.25	388451	0	388451	1.25	0	1.25	0	0.00	NA	388451	0	0	0
	SPARK ONLINE PRIVATE LIMITED	AAFCS7230Q	359780	0	0	359780	1.16	359780	0	359780	1.16	0	1.16	0	0.00	NA	359780	0	0	0
(e)	Any Other (Specify)	1292	486785	0	0	486785	1.57	486785	0	486785	1.57	0	1.57	0	0.00	NA	485685	0	0	0
	Trusts	7	7700	0	0	7700	0.02	7700	0	7700	0.02	0	0.02	0	0.00	NA	7700	0	0	0
	HUF	1259	399409	0	0	399409	1.29	399409	0	399409	1.29	0	1.29	0	0.00	NA	398309	0	0	0
	Clearing Member	26	79676	0	0	79676	0.26	79676	0	79676	0.26	0	0.26	0	0.00	NA	79676	0	0	0
	Sub Total (B)(4)	59499	11487178	0	0	11487178	37.10	11487178	0	11487178	37.10	0	37.10	0	0.00	NA	11034716	0	0	0
	Total Public Shareholding (B)= (B)(1)+(B)(2)+(B)(3)+(B)(4)	59565	12070468	0	0	12070468	38.99	12070468	0	12070468	38.99	0	38.99	0	0.00	NA	11612306	0	0	0

Details of the shareholders acting as persons in Concert including their Shareholding (No. and %):

Details of Shares which remain unclaimed may be given here along with details such as number of shareholders, outstanding shares held in demat/unclaimed suspense account, voting rights which are frozen etc.

Note:

(1) PAN would not be displayed on website of Stock Exchange(s).

(2) The above format needs to be disclosed along with the names of the shareholders holding 1% or more than 1% of shares of the listed entity. Column no. (XIII) is not applicable in the above format.

(3) W.r.t. the information pertaining to Depository Receipts, the same may be disclosed in the respective columns to the extent information available and the balance to be disclosed as held by custodian.

(4) Categorization and disclosure of each shareholder category should be carried out in the order prescribed in the above format. If a shareholder is falling under more than one category, then the same shall be classified in the category falling first in the order prescribed in the above format. Shareholding under any of the categories shall be unique and will not be duplicated under multiple categories.


(5) Sub-categorization of shares under column no. (XV) will be based on shareholding (no. of shares) under the following sub-categories:

(i) Shareholders who are represented by a nominee Director on the board of the listed entity or have a right to nominate a representative (i.e. Directors) on the board of the listed entity.

(ii) Shareholders who have entered into shareholder agreement with the listed entity.


(iii) Shareholders acting as persons in concert with promoters.

(6) 10 Shares are held by Mr. Alok Singhal, who is an Executive Director and KMP of the Company w.e.f. 1st December, 2023.




Details of the shareholders acting as persons in Concert including their Shareholding:  
 (Kindly start filing data from Row No - 3)

Name of shareholder	Name of PAC	No. of shares	Holding %



Details of Shares which remain unclaimed may be given here along with details such as number of shareholders, outstanding shares held in demat/unclaimed suspense account, voting  
(Kindly start filing data from Row No - 3)

No. of shareholders	No. of Shares





**INDIA GLYCOLS LIMITED**



**Table IV - Statement showing shareholding pattern of the Non Promoter- Non Public shareholder**

	Category & Name of the shareholders	PAN	No. of share holders	No. of fully paid-up equity shares held	No. of Partly paid-up equity shares held	No. of shares underlying Depository Receipts	Total No. of shares held	Share holding % calculated as per SCRR, 1957)	Number of Voting Rights held in each class of securities				No. of Shares Underlying Outstanding convertible securities (including Warrants)	Share holding, as a % assuming full conversion of convertible securities (as a percent age of diluted share	Number of Locked in shares		Number of Shares pledged or otherwise encumbered		Number of equity shares held in dematerialised form
									No of Voting Rights			Total as a % of Total Voting Rights			No.	As a % of total Shares held	No. (Not applicable)	As a % of total Shares held (Not applicable)	
									Class eg: X	Class eg: y	Total								
(I)	(II)	(III)	(IV)	(V)	(VI)	(VII) = (IV+V+ VI)	As a % of (A+B+C2) (VIII)	(IX)				(X)	(XI)	(XII)		(XIII)	(XIV)		
1	Custodian/DR Holder		0	0	0	0	0	0.00	0	0	0	0.00	0	0.00	0	0.00	NA		0
2	Employee Benefit Trust (under SEBI (Share based Employee Benefit) Regulations, 2014)		0	0	0	0	0	0.00	0	0	0	0.00	0	0.00	0	0.00	NA		0
	<b>Total Non-Promoter- Non Public Shareholding (C)= (C)(1)+(C)(2)</b>		0	0	0	0	0	0.00	0	0	0	0.00	0	0.00	0	0.00	NA		0

(1) PAN would not be displayed on website of Stock Exchange(s).

(2) The above format needs to disclose name of all holders holding more than 1% of total number of shares

(3) W.r.t. the information pertaining to Depository Receipts, the same may be disclosed in the respective columns to the extent information available





**INDIA GLYCOLS LIMITED**
**Table V- Statement showing details of significant beneficial owners**

Sr. No.	Details of the SBO			Details of the registered owner			Details of holding/ exercise of right of the SBO in the reporting company, whether direct or indirect*:					Date of creation / acquisition of significant beneficial interest
	Name	PAN /Passport No. in case of a foreign national	Nationality	Name	PAN/ Passport No. in case of a foreign national	Nationality	Whether by virtue of:					
							Shares	Voting rights	Rights on distributable dividend or any other distribution	Exercise of control	Exercise of significant influence	
1	Uma Shankar Bhartia	AFFPB2315E	India	JB Commercial Co. Pvt. Ltd.	AAACJ6771E	India	3.16	3.16	3.16	No	No	08-02-2019
2	Uma Shankar Bhartia	AFFPB2315E	India	J Boseck & Co. Pvt. Ltd.	AAACJ7344K	India	2.79	2.79	2.79	No	No	08-02-2019
3	Uma Shankar Bhartia	AFFPB2315E	India	Ajay Commercial Co. Pvt. Ltd.	AACCA6344C	India	1.97	1.97	1.97	No	No	08-02-2019
4	Uma Shankar Bhartia	AFFPB2315E	India	Lund & Blockley Pvt. Ltd.	AAACL0585A	India	0.00	0.00	0.00	No	No	08-02-2019
5	Uma Shankar Bhartia	AFFPB2315E	India	Uma Shankar Bhartia	AFFPB2315E	India	1.45	1.45	1.45	No	Yes	08-02-2019
6	Jayshree Bhartia	AEAPB1217Q	India	JB Commercial Co. Pvt. Ltd.	AAACJ6771E	India	3.16	3.16	3.16	No	No	08-02-2019
7	Jayshree Bhartia	AEAPB1217Q	India	J Boseck & Co. Pvt. Ltd.	AAACJ7344K	India	2.79	2.79	2.79	No	No	08-02-2019
8	Jayshree Bhartia	AEAPB1217Q	India	Ajay Commercial Co. Pvt. Ltd.	AACCA6344C	India	1.97	1.97	1.97	No	No	08-02-2019
9	Jayshree Bhartia	AEAPB1217Q	India	Lund & Blockley Pvt. Ltd.	AAACL0585A	India	0.00	0.00	0.00	No	No	08-02-2019
10	Jayshree Bhartia	AEAPB1217Q	India	Jayshree Bhartia	AEAPB1217Q	India	0.74	0.74	0.74	No	No	08-02-2019
11	Pooja Jhaver	AEIPB6735P	India	JB Commercial Co. Pvt. Ltd.	AAACJ6771E	India	3.16	3.16	3.16	No	No	08-02-2019
12	Pooja Jhaver	AEIPB6735P	India	J Boseck & Co. Pvt. Ltd.	AAACJ7344K	India	2.79	2.79	2.79	No	No	08-02-2019
13	Pooja Jhaver	AEIPB6735P	India	Ajay Commercial Co. Pvt. Ltd.	AACCA6344C	India	1.97	1.97	1.97	No	No	08-02-2019
14	Pooja Jhaver	AEIPB6735P	India	Lund & Blockley Pvt. Ltd.	AAACL0585A	India	0.00	0.00	0.00	No	No	08-02-2019
15	Pooja Jhaver	AEIPB6735P	India	Pooja Jhaver	AEIPB6735P	India	0.32	0.32	0.32	No	No	08-02-2019
16	Pragya Bhartia Barwale	AHWPB8885D	India	JB Commercial Co. Pvt. Ltd.	AAACJ6771E	India	3.16	3.16	3.16	No	No	08-02-2019
17	Pragya Bhartia Barwale	AHWPB8885D	India	J Boseck & Co. Pvt. Ltd.	AAACJ7344K	India	2.79	2.79	2.79	No	No	08-02-2019
18	Pragya Bhartia Barwale	AHWPB8885D	India	Ajay Commercial Co. Pvt. Ltd.	AACCA6344C	India	1.97	1.97	1.97	No	No	08-02-2019
19	Pragya Bhartia Barwale	AHWPB8885D	India	Lund & Blockley Pvt. Ltd.	AAACL0585A	India	0.00	0.00	0.00	No	No	08-02-2019
20	Pragya Bhartia Barwale	AHWPB8885D	India	Pragya Bhartia Barwale	AHWPB8885D	India	0.00	0.00	0.00	No	No	08-02-2019

(a). Details for SBO are disclosed as per Form BEN1 received under the Companies (Significant Beneficial Owners) Rules, 2018.

(b). Date of 8 February 2019 is the date on which the Companies (Significant Beneficial Owners) Amendment Rules, 2019 came into effect.

(c). Individually, the shareholding is less than 10.00%, however, collectively for all the persons acting together, the same is 10.43% i.e. aggregate of the (i) direct shareholding i.e. 2.51% [held individually by Sh. U.S. Bhartia-1.45%, Smt. Jayshree Bhartia- 0.74%, Smt. Pooja Jhaver- 0.32% and Smt. Pragya Bhartia Barwale-0.00% (300 shares), individuals part of Promoters group and acting together] and (ii) indirect shareholding i.e. 7.92% [held by entities namely M/s. JB Commercial Co. Pvt. Ltd.-3.16%, M/s. J Boseck & Co. Pvt. Ltd.-2.79%, M/s. Ajay Commercial Co. Pvt. Ltd.-1.97% and M/s. Lund & Blockley Pvt. Ltd.-0.00%(500 shares) part of Promoters group and acting together and in which above individuals holds majority stake together].



<b>INDIA GLYCOLS LIMITED</b>		
<b>Table VI - Statement showing foreign ownership limits</b>		
<b>Particular</b>	<b>Approved limits (%)</b>	<b>Limits utilized (%)</b>
As on shareholding date	100.00	2.36
As on the end of previous 1st quarter	100.00	2.08
As on the end of previous 2nd quarter	100.00	2.07
As on the end of previous 3rd quarter	100.00	1.93
As on the end of previous 4th quarter	100.00	1.93
<b>Notes :-</b>		
1) "Approved Limits (%)" means the limit approved by Board of Directors / shareholders of the Listed entity. In case the listed entity has no Board approved limit, provide details of sectoral / statutory cap prescribed by Government / Regulatory Authorities		
2) Details of Foreign ownership includes foreign ownership / investments as specified in Rule 2(s) of the Foreign Exchange Management (Non-debt Instruments) Rules, 2019, made under the Foreign Exchange Management Act, 1999.		

